

DOUBLEFLOW[®] V4

**NEW GENERATION OF TROLLEYS BASED
ON DISSOCIATIVE TECHNOLOGY**





• COVER

- Sleek design and enhanced soundproofing (optional)




• MAINTENANCE

- Cover pulls back quickly for easy and unrestricted access



• ACCESSIBLE CONTROLS

- Start cycle
- Start/stop
- Trolley release



• CONNECTION

- Automatic connection between the station and the trolley
- Manual release



• CONTROL PANEL

The i-Serv 2 has two control panels on the station. The first displays essential information for the personnel while they work. The second control panel is for programmers, who can use it to access tracking information (alerts and events) and for preventive maintenance.

- Simplified programming and an advanced maintenance tool using an antibacterial PDA
- Access to real-time tracking data via Ethernet (standard) or wifi (optional)
- Tracking reports can be downloaded directly from the station onto a USB stick





• GRIP

- Multifunction bumpers with integrated handles for an improved grip and easier handling
- Aligned with crash rails for transport



• ERGONOMICS

- Safe, ergonomic handles suitable for all staff




• PERFORMANCE

- Modular Evercool® wall for double thermal insulation between compartments



• TRANSPORT

- Telescopic, swivel or crossbar type towbars



• SHOCKPROOF

- Stiffened rotomoulded bumpers
- Nowhere for water to collect, no telescoping of trolleys during transport, and easy access to wheel brakes



TRAY TROLLEY



• HYGIENE

- Smooth tank without attachments and nowhere for water to collect, for perfect hygiene
- Compatible with washing cabinets
- Swivelling side panels



• SAFETY

- Transport latch (optional)
- Latch closed with triangular key (optional)
- Latch with safety key + locking (optional)



• 3 IN 1

- Transport trolley
- Distribution trolley
- Clearing trolley



• AUTOMATED LOGISTICS

- The base can be adapted for use with automated logistics systems (AGV)




• MANOEUVRABILITY

- Option with six wheels to improve manoeuvrability



• CUSTOMISATION

- Customise your trolley with the colours of your organisation



Compatibility


One Doubleflow station can accept a number of Ergoserv trolleys, ideal for conventional food distribution.



V3 TROLLEYS

or

V4 TROLLEYS



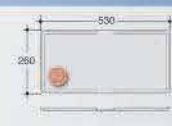
TRAY TYPES



EURONORM
530 x 370 mm
Salmon - Vanilla

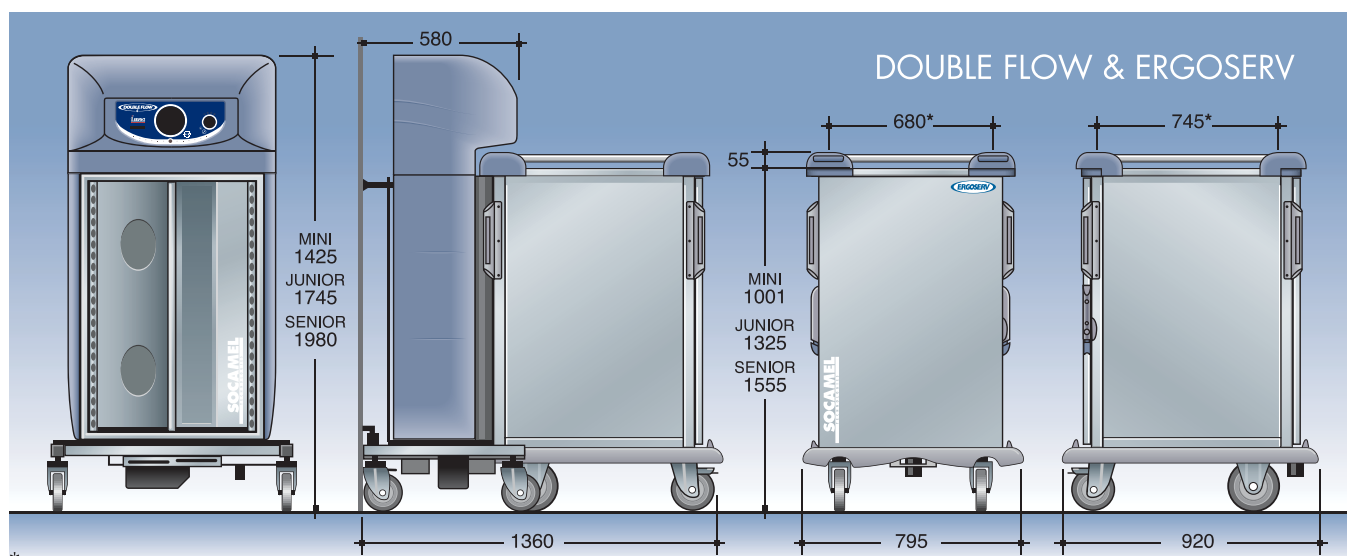


GASTRONORM 1/1
530 x 325 mm
Apricot - Mint - Grey



OPTIMUM
530 x 260 mm
Salmon

DOUBLE FLOW® V4 / ERGOSERV® V4



* Useful dimensions/inside shelves

DOUBLE FLOW	For trolley	Power	Heat release
MINI	16 trays	6350 W	1100 W
JUNIOR	19 - 36 trays	6350 W	1100 W
SENIOR	25 - 30 trays	6520 W	1340 W

ERGOSERV	Tray capacity	Tray type
MINI	16	GASTRONORM
JUNIOR	20, 24, 30, 36	GASTRONORM
	19, 23	EURONORM
	30, 36	OPTIMUM
SENIOR	26, 30	GASTRONORM
	25, 29	EURONORM

■ Related services



SOCAMEL
TECHNOLOGIES

ISO 9001

BP 7 - 38148 RIVES CEDEX - TEL +33 (0)4 76 91 21 21 - FAX +33 (0)4 76 91 21 31
www.socamel.com



T +971 4 886 8393
M +971 50 545 6949
hassan@imefzco.ae